



Applying to a 4 year college

The School Counseling Department



The College Search

- Reflect
 - What are your interests?
 - What are your strengths?
- Determine
 - What careers would be a long term fit for you?
- Explore
 - Research careers and educational training



[Naviance](#)

[Big Future](#)

The College Search Cont.

- Location
- Size
- Academic Programs
- Academic Opportunities
- Academic Services
- Cost
- Outcomes
- Student Body
- Activities
- Campus Culture

The screenshot displays the 'SuperMatch College Search' website. The main navigation bar includes tabs for 'Choose Fit Criteria', 'Location', 'Academics', 'Admission', 'Student Life', 'Diversity', and 'Institution Characteristics'. The 'Location' tab is currently active, and a modal window is open for location selection. This modal has a 'Close' button and navigation arrows. It offers two search methods: 'Search by state or region' (selected) and 'Search by distance'. Below these, there is a search input field with the placeholder 'Type US State or Canadian Province...'. A 'Quick Selection' section follows, listing various US regions and Canada with checkboxes: Central, Southeast, Mid-Atlantic, West, Midwest, US Territories, Northeast, and Canada. The background of the website shows a 'Your Fit Criteria' section with '0 selected criteria' and a 'No Results Yet' message.

SuperMatch College Search

Choose Fit Criteria Location Academics Admission Student Life Diversity Institution Characteristics

Your Fit Criteria

0 selected criteria

Select Criteria To

To refine your results to move your criteria Have" and "Nice to H

No Results Yet

Close

Location

Search by state or region

Search by distance

State or province

Type US State or Canadian Province...

Quick Selection: US Regions & Others

Central Southeast

Mid-Atlantic West

Midwest US Territories

Northeast Canada

Pick what to show

Pick

Getting to know the College

- Attend College Fairs
 - Londonderry HS 9/24 6:30-8:00
 - NACAC STEM Fair STEM 11/10 1-4:00
 - <https://www.nacacattend.org/24BostonSTEM>
- College Admission Reps at MHS
- Visit Campus
- Virtual Tours



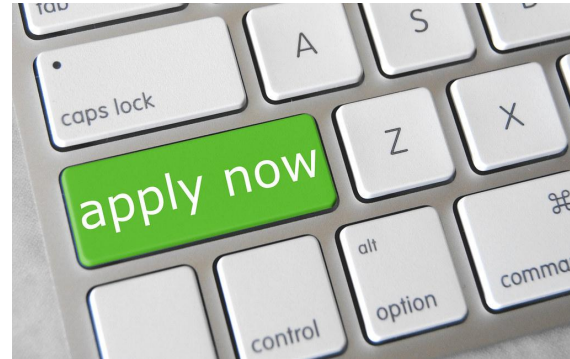
Building Your List

- Build your list intentionally
 - For each school you add, have 2-3 specific reasons why it made the list
- Balance Approach
 - Probable
 - Target
 - Reach
 - Financial Safety
- Consider the type of financial aid offered
 - Do they only offer need-based aid
 - Do they offer BOTH need-based AND merit-based aid?



When to apply?

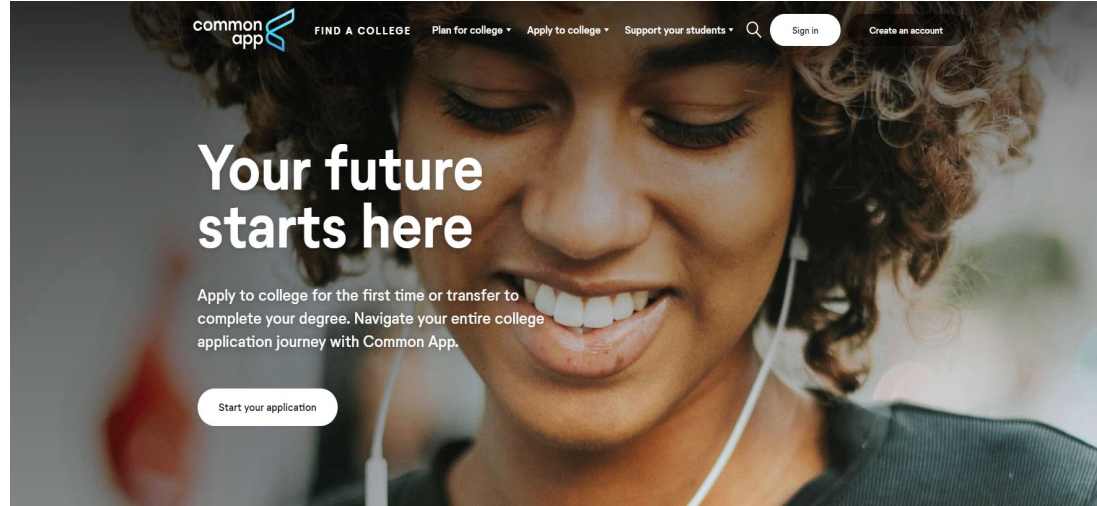
- Pay attention to both application and financial aid deadlines for each school?
- Majority of deadlines are between December 1st and March 15th
- **Binding**- if admitted you are committing to attend that university
- **Non Binding**-students do not have to commit to the college until National College Decision Day on May 1st



Admission Type	Details	Deadline	Commitment
Rolling Admission	<ul style="list-style-type: none"> First-come, first-served Applications are reviewed as they are received, so applying later may mean you miss out (even if you are a qualified candidate) 	Within specified time frame until class is filled	Non-binding
Regular Admission	<ul style="list-style-type: none"> All applications are reviewed prior to decisions being sent 	November - January	Non-binding
Early Action (REA)	<ul style="list-style-type: none"> Receive a decision well in advance of the institution's regular response date 	October – December	Non-binding
Restrictive Early Action (EA)	<ul style="list-style-type: none"> Restricted from applying ED or EA or REA to other institutions Demonstrates strong interest in college 	October – December	Non-binding
Early Decision (ED)	<ul style="list-style-type: none"> Cannot apply to more than one school ED If admitted, student agrees to enroll and withdraw all other applications 	October - December	Binding

Common Application: How to Apply

- Common Application
 - Accepted by over 900 schools
 - Fee waivers available
- College-Specific Application
 - Found on college website
 - May waive application fee



Test

- Test-optional admissions
 - You decide whether you want to submit test scores
 - May be required for merit scholarship consideration
 - This info is on the college's website
- Test-blind admissions
 - Test scores are never considered
- Test-flexible admissions
 - You choose which type of test (or tests) to submit
 - Can submit SAT, ACT, IB or AP scores
- FairTest.org

The SAT logo, featuring the letters "SAT" in a bold, white, sans-serif font, with a registered trademark symbol (®) to the upper right, all set against a solid blue rectangular background.The AP logo, featuring the letters "AP" in a bold, white, sans-serif font, with a registered trademark symbol (®) to the upper right, all set against a solid blue rectangular background.

AI and College Applications

- Common App considers the use of AI fraud and could be grounds for rejection:

“Submitting plagiarized essays or other written or oral material, or intentionally misrepresenting as one’s own original work: (1) another person’s thoughts, language, ideas, expressions, or experiences or (2) the substantive content or output of an artificial intelligence platform, technology, or algorithm”

Additional Elements to Consider



- Auditions
 - Which majors require these?
 - When should you plan to audition?
- Portfolios
 - Is this part of the application process?
 - How are portfolios submitted?
 - Check individual schools for portfolio workshop options
- NCAA Eligibility
 - Are you planning on playing a Division I or Division II sport?
 - Register with the Eligibility Center- [NCAA.org](https://www.ncaa.org)
 - Your responsibility to track this



Soft Skills

- Email or speak to college admission reps - demonstrated interest
- Fill out college application and paperwork
- Develop Strategies to stay organized
- Check email regularly
- Stay in communication



Timeline-FALL


- Start working on essay
- Begin Common Application
- Tour Colleges
- Career exploration
- Register and take ACT or SAT (again)
- Get Organized-CHECK ALL DEADLINES
- Complete Admission Applications if applying ED or EA
- Ask Teachers/Counselors for Letter of Recommendation-[Where?](#)
- Requesting Transcripts from your counselor









FERPA Waiver and Matching Common App and Naviance

FERPA Waiver

You are viewing Naviance Student as Fake Student


 Naviance

HomeSelf-DiscoveryCareersCollegesPlanner




Log Out

Colleges I'm Applying To

 It looks like you are not currently able to apply to Common App schools. Match your Common App account to Naviance Student account to get started.

Match Accounts

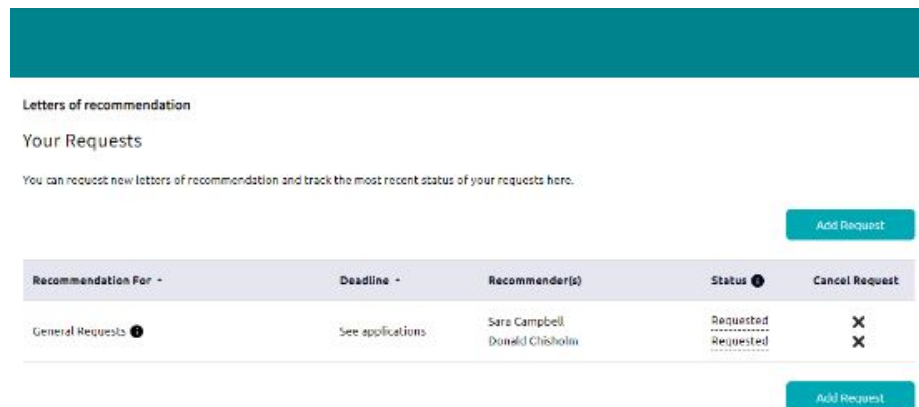
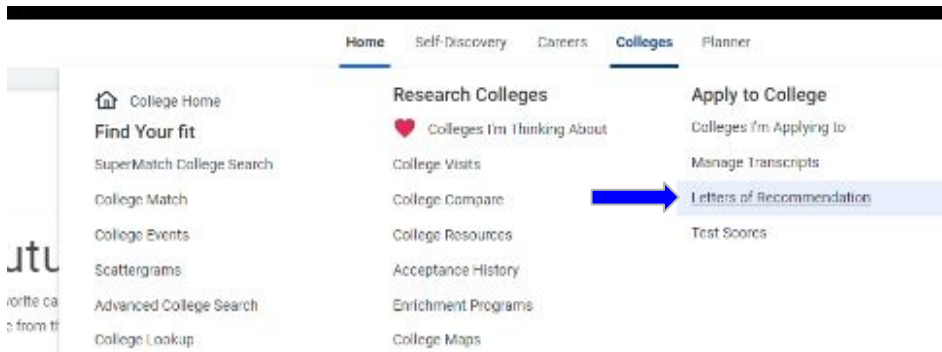
Manage TranscriptsApplication MilestonesCompare Me

 = extended profile available

College that I'm Attending:
N/A

Requesting Letters of Recommendation and Transcripts

- Ask teachers in person before requesting a letter through Naviance.
- Check to make sure you need a letter and how many for each school.



Counselor Recommendation Questionnaire

- You have the option of filling out the counselor rec. questionnaire
- This allows us to portray a more complete picture of you in our letter
- Very helpful for new counselors!

The screenshot displays a web application interface. At the top, there is a navigation bar with 'Planner' and 'About me' (highlighted in blue). To the right of the navigation bar are icons for a heart, a dropdown arrow, an envelope, a question mark, a blue circle with 'BL', 'EN', a globe icon, and a 'Log' button. Below the navigation bar, a sidebar menu is visible with the following items: 'About me home' (with a house icon), 'Documents and notes', 'Document resources', 'Resume', 'Goals', 'Portfolio', 'Journal', 'Test scores', and 'Documents shared with me'. The main content area is divided into two sections. The top section is titled 'Surveys' and lists 'Surveys from your school' (highlighted in yellow), 'Game plan survey', and 'Graduation survey'. The bottom section is titled 'My Surveys' and has a 'Filter by' dropdown set to 'All progress'. Below this, there are two survey cards. The first card is titled 'Counselor Recommendation Questionn...' (highlighted in yellow) and has a 'NOT STARTED' button. The second card is titled 'Graduation Survey' and also has a 'NOT STARTED' button.

Requesting Transcripts

Fill out the **College Application Tracking Form** "The Purple Form"

https://docs.google.com/document/d/1Ser_0wGwvB8lOiG_EYEVHz08qB46lZSjH86LpYl_y28/edit?usp=sharing

"THE PURPLE FORM"
Updated 5/2024

MERRIMACK HIGH SCHOOL

COLLEGE APPLICATION TRACKING FORM

Please submit this form to the School Counseling Office
no less than TWO WEEKS before your college's deadline.

Student Name (Please print): _____

Things to do BEFORE you hand in your purple forms:

- ☐ In Naviance, under "Colleges I am applying to", have you chosen whether or not you are applying via Common App or Directly to the institution?
- ☐ On the Common App, have you waived your FERPA rights?
- ☐ In Naviance, have you matched to your Common App?
- ☐ In Naviance, have you completed your Counselor Recommendation Questionnaire?
- ☐ Asked teacher (in person) for Letters of Recommendation?
- ☐ In Naviance, have you sent Letter of Recommendation requests to the teachers that you asked?

College:

Address (mail only):

Application deadline:

Timeline-Winter

- File FAFSA (and CSS Profile if Applicable) Starting December 1
- Receive admissions decisions from ED and EA Schools
- Complete admission applications if applying regular decision or rolling admissions
- Search and apply for outside scholarships
 - [MHS Scholarship Program](#)
 - [NH Charitable Foundation](#)
 - [GoingMerry](#)



Timeline-Spring

- Receive and compare financial aid offers and consider funding option
- Make a final visits to schools at the top of your list
- Decide and deposit to your school by May 1st



Questions

